






Handwriting at Tadley Community Primary School



Handwriting

To be effective at handwriting:

	Can use the correct posture and pencil grip	Can accurately and consistently form letters	Practise the correct joins	Demonstrate consistency in sizing and style	Have an awareness of their reader	Take pride in their handwriting
Learning behaviours						
National Curriculum objectives:	<p>To ensure that all pupils:</p> <ul style="list-style-type: none"> • Sit correctly at a table, holding a pencil/ pen comfortably and correctly • Can form upper- and lower-case letters correctly and use spacing between words • Progress to being able to join lower case letters with increasing legibility and pace • Consistently size and style their handwriting • Choose the writing implement that is best suited for a task • Take pride in their writing 					

Children begin to acquire handwriting skills in the early years through fine and gross motor activities. Handwriting requires effort and attention and with suitable motor skills, children become better through repeated practice of accurate letter formation.

Within lessons, pupils begin in reception class by learning to form recognisable letters in print form. We encourage the tripod grip in almost all cases. Joins are introduced once fluency has been achieved.

From year 2 through to year 6, children learn cursive handwriting. To achieve consistency across the school, videos have been created that are part of our handwriting teaching in each classroom (from year 2 onwards) to support correct letter formation and development of joins and lead in lines, to lead to joined, fluent handwriting. Lined handwriting paper supports this and are part of our handwriting lessons from Year 2 onwards.